



North American
ADHESIVES®

NA 2040

Pro Tile Adhesive

Ready-to-Use Tile Adhesive



PRODUCT DESCRIPTION

NA 2040 Pro Tile Adhesive is a premium-grade, premixed acrylic adhesive for setting all types of ceramic and porcelain tile and non-moisture-sensitive stone up to 6" x 6" (15 x 15 cm) on indoor residential floors (light-duty traffic) and countertops, and up to 12" x 12" (30 x 30 cm) on walls in areas that are dry or with intermittent wet conditions. *NA 2040 Pro Tile Adhesive* also can be used for tub and bath surrounds, and shower surrounds with precast shower bases.

USES

- For use with most types of glazed and unglazed ceramic and porcelain tile, and ceramic and porcelain mosaics, for walls and floors
- For indoor wall tiles up to 12" x 12" (30 x 30 cm) in dry or intermittent wet areas
- For indoor floor tiles up to 6" x 6" (15 x 15 cm) in dry areas only
- Use for ceramic tile installations on floors (light residential traffic only), walls and countertops.
- Use for shower, tub and bath surrounds where service requirements do not exceed those of ANSI A136.1, Type 1 standards.

SUBSTRATE REQUIREMENTS

- Surface areas that will receive tile must be dry, clean and free of any substance or condition that may act as a bond barrier.
- All supporting surfaces must be structurally sound.

See North American Adhesives' "Surface Preparation for Tile and Stone Installations" document in the Document Library section at www.na-adhesives.com.

The owner should communicate in writing to the project design professional and general contractor the intended uses of the tile installation, including in-service loads or information to allow a project design professional to calculate such.

The tile contractor shall not be responsible for problems resulting from any structural subfloor installation not compliant with applicable building codes, unless structural subfloor was designed and installed by tile contractor, nor for problems from overloading. Please reference the most current version of the TCNA Handbook for more complete substrate requirements.

SUITABLE SUBSTRATES

- Fully cured concrete (at least 28 days), properly primed
- Masonry block
- Cement mortars and leveling coats
- Cement backer units (see manufacturer's instructions for approval)
- Gypsum wallboard – indoor walls in dry areas only, properly primed
- Plywood underlayment that are a Group 1 exterior-grade plywood CC-plugged or better, conforming to APA classification and U.S. Product Standard PS 1-95 or a "SELECT" or (SEL-TF) CANPLY classified exterior-grade plywood conforming to CSA-0121 standard for Douglas fir for direct-bond applications (interior and residential floors and countertops in dry conditions only)

Consult Technical Services for installation recommendations regarding substrates and conditions not listed.

LIMITATIONS

- Do not use for outdoor applications, submerged conditions, steam showers or steam rooms, or where hydrostatic pressure exists.

Tile Council of North America (TCNA) Statement on Deflection Criteria

Floor systems, whether wood framed or concrete, over which the tile will be installed using the appropriate TCNA method, according to the Floor Tiling Installation Guide, shall be in conformance with the International Residential Code (IRC) for residential applications, the International Building Code (IBC) for commercial applications, or applicable building codes.



NA 2040

Pro Tile Adhesive

- Do not apply over any substrates containing asbestos or over waterproofing membranes, radiant- or thermal-heated subfloor systems, gypsum-based patching or leveling compounds, sheet vinyl, vinyl asbestos tile (VAT), vinyl composition tile (VCT), existing ceramic, porcelain or natural stone, self-stick tile, laminate surfaces, fiberglass surfaces, poured epoxy floors, hardwood flooring, presswood, particleboard, chipboard, oriented strand board (OSB), Masonite, Luan, metal or similar dimensionally unstable substrates.
- Do not use for the installation of glass tiles or natural stone.*
- Do not use for setting bathroom fixtures or grab bars.
- Do not use as a grout.
- Do not use as a thick-bed mortar, concrete repair mortar, concrete patching material or skimcoating compound; or use to level subfloors.
- *NA 2040 Pro Tile Adhesive* may remain pliable under large tile. Restrict heavy loads for 14 days.
- Use only at temperatures between 40°F and 95°F (4°C and 35°C).

* For these installations, contact Technical Services for product recommendations.

MIXING

Before product use, take appropriate safety precautions. Consult the Safety Data Sheet for safe-handling instructions.

- *NA 2040 Pro Tile Adhesive* is ready to use. No mixing is required.

APPLICATION

1. Choose a typical notched trowel (see the "Approximate Coverage" chart) with sufficient depth for at least an 80% transfer of the adhesive to the back of the tile. Trowel selection will vary depending on the tile size and thickness as well as the substrate profile.
2. Key the adhesive into the substrate with the trowel's flat side.
3. Apply additional adhesive and comb it in a single direction with the notched side of the trowel. Do not apply in a swirl pattern.
4. Spread only as much adhesive as can be tiled within 30 to 45 minutes. Any adhesive that has "skinned" over should be scraped off and replaced with fresh material.
5. Place tiles firmly into the fresh adhesive. Push the tiles back and forth in a direction that is perpendicular to the trowel lines, to collapse the adhesive ridges and help achieve maximum coverage. Ensure proper contact between the fresh adhesive, tile and substrate by periodically lifting a few tiles to check for acceptable coverage.

6. Make alignments or adjustments immediately, within 30 to 45 minutes.

Note: Use with porcelain tiles or in cool, moist conditions will extend the time that is required for a firm set.

MOVEMENT JOINTS

- Follow recommendation EJ171 by the TCNA.
- Provide for expansion and control joints as specified per TCNA Method EJ171 or TTMAC Specification Guide 09300, Detail 301MJ.

GROUTING

- Grouting is allowed after 24 hours for walls, and after 48 to 72 hours for floors.
- The absorption rate of the tile and substrate, as well as lower substrate temperature, will directly affect and slow the drying time for all adhesives.
- Larger tiles such as 12" x 12" (30 x 30 cm) will generally take longer to reach a firm set than a 6" x 6" (15 x 15 cm) tile.

CLEANUP

- Clean hands, surfaces and tools with fresh water while the product is wet. If it has dried, use mineral spirits.

PROTECTION

- Protect containers from freezing in transit and storage. This product is freeze/thaw-stable at temperatures down to 0°F (-18°C). However, protect all water-based products from freezing. If this material is frozen, do not stir it until it has completely thawed.
- Provide for heated storage on site and deliver materials at least 24 hours before tilework begins.
- Protect from water until the adhesive has reached its final set, typically from 24 to 48 hours. For shower walls, wait at least 72 hours.
- Protect floors from foot traffic for at least 48 to 72 hours after grouting is complete.
- Restrict heavy loads on floors for 14 days.
- Walls should be protected from impact, vibrations and heavy hammering on adjacent and opposite walls for at least 14 days after installation.

NA 2040




Pro Tile Adhesive

Product Characteristics	
at 73°F (23°C) and 50% relative humidity	
Color	Off-white
Packaging	Pail: 1 U.S. gal. (3.79 L) Pail: 3.5 U.S. gals. (13.2 L)
VOC content (SCAQMD Rule 1168)	< 65 g per L
Typical VOC content per SCAQMD Rule 1168 testing methods	25 g per L
Shelf life	2 years in original, unopened packaging
Open time*	30 to 45 minutes
Time before grouting*	24 hours for walls, and 48 to 72 hours for floors

* Open time and time before grouting vary based on jobsite conditions.

ISO 13007 Classification (when mixed with water)		
Classification Code	Classification Requirement	Test Results
D1 (normal mastic)	Tensile adhesion strength; tensile adhesion strength after aging	Pass
T (vertical slip resistance)	Slip \leq 0.5 mm	Pass
E (extended open time)	\geq 0.5 N/mm ² (after not less than 30 minutes)	Pass

ANSI Specification		
Test Method	Specification Standard	Test Results
ANSI A136.1 – shear strength (7 days)	Dry \geq 50 psi (0.34 MPa)	Pass
	Wet immersion $>$ 50 psi (0.34 MPa)	Pass
ANSI A136.1 – shear strength (28 days)	\geq 50 psi (0.34 MPa)	Pass
ANSI A136.1 – resistance to mold growth	Will not support mold growth when tested in accordance to Section 6.4	Pass

Approximate Coverage**			
Tile Size	Typical Trowel	Coverage Per 1 U.S. gal. (3.79 L)	Coverage Per 3.5 U.S. gals. (13.2 L)
For penny-round mosaic tile and mosaic tile measuring 3/4" (19 mm) long x 1/8" (3 mm) thick	 1/8" x 1/8" x 1/8" (3 x 3 x 3 mm)	50 to 70 sq. ft. (4.65 to 6.50 m ²)	175 to 245 sq. ft. (16.3 to 22.8 m ²)
Flat-backed tile up to 4" x 4" (10 x 10 cm)	 3/16" x 5/32" (4.5 x 4 mm)	40 to 50 sq. ft. (3.72 to 4.65 m ²)	140 to 175 sq. ft. (13.0 to 16.3 m ²)
Tile from 4" x 4" (10 x 10 cm) to 12" x 12" (30 x 30 cm)	 1/4" x 1/4" x 1/4" (6 x 6 x 6 mm)	25 to 35 sq. ft. (2.32 to 3.25 m ²)	87.5 to 123 sq. ft. (8.13 to 11.4 m ²)

** Trowel dimensions are width/depth/space. Coverage shown is for estimating purposes only. Actual coverage depends on substrate profile and porosity, equipment used, thickness applied, temperature and humidity. To ensure appropriate contact, proper trowel selection is mandatory (see the "Application" section).



North American
ADHESIVES®

NA 2040

Pro Tile Adhesive



North American
ADHESIVES®

MAPEI® Corporation
1144 East Newport Center Drive
Deerfield Beach, FL 33442

U.S. and Puerto Rico

Customer Service: 1-800-747-2722
Technical Services: 1-800-637-7753

© 2024 MAPEI Corporation
All Rights Reserved.
Printed in the USA.

Edition Date: September 24, 2024

Canada

1-844-410-1212

Refer to the Safety Data Sheet for specific data related to health and safety as well as product handling.
For the most current product data and warranty information, visit www.na-adhesives.com.

For information on sustainability and transparency, as well as product certification programs,
contact Technical Services at 1-800-637-7753.

MKT: 24-2780

LEGAL NOTICE

The contents of this Technical Data Sheet ("TDS") may be copied into another project-related document, but the resulting document shall not supplement or replace requirements per the TDS in effect at the time of the NAA product installation. For the most up-to-date TDS and warranty information, visit our Website at www.na-adhesives.com. **ANY ALTERATIONS TO THE WORDING OR REQUIREMENTS CONTAINED IN OR DERIVED FROM THIS TDS SHALL VOID ALL RELATED NAA WARRANTIES.**

Before using, the user must determine the suitability of our products for the intended use, and the user alone assumes all risks and liability. **ANY CLAIM SHALL BE DEEMED WAIVED UNLESS MADE IN WRITING TO US WITHIN FIFTEEN (15) DAYS FROM DATE IT WAS, OR REASONABLY SHOULD HAVE BEEN, DISCOVERED.**