



North American
ADHESIVES®

NA 2040

Pro Tile Adhesive

Ready-to-Use Tile Adhesive



PRODUCT DESCRIPTION

NA 2040 Pro Tile Adhesive is a premium-grade, premixed organic adhesive for setting all types of ceramic and porcelain tile; and nonmoisture-sensitive stone up to 6" x 6" (15 x 15 cm) on indoor residential floors (light-duty traffic), countertops and ceilings, and up to 12" x 12" (30 x 30 cm) on walls in areas that are dry or with intermittent wet conditions. *NA 2040 Pro Tile Adhesive* also can be used for tub and bath surrounds, and shower surrounds with precast shower bases.

USES

- Use for indoor installations of nonvitreous, semi-vitreous, vitreous and impervious mosaic tiles.
- For indoor wall tiles up to 12" x 12" (30 x 30 cm) in dry or intermittent wet areas
- For indoor floor tiles up to 6" x 6" (15 x 15 cm) in dry areas only
- Use for ceramic tile installations on floors (light residential traffic only), walls, ceilings and countertops.
- Use for shower, tub and bath surrounds where service requirements do not exceed those of ANSI A136.1, Type 1 standards.
- For use only when temperature will remain above 50°F (10°C) for at least 72 hours after installation

SUBSTRATE REQUIREMENTS

- Surface areas that will receive tile must be dry, clean and free of dust, oil, grease, tar, paint, wax, curing agents, primers, sealers, release agents and any substance or condition that may act as a bond barrier.
- All supporting surfaces must be structurally sound.

See North American Adhesives' "Surface Preparation for Tile and Stone Installations" document in the Document Library section at www.na-adhesives.com.

Tile Council of North America (TCNA) Statement on Deflection Criteria

Floor systems, including the framing system and subfloor panels, over which tile will be installed should be in conformance with the IRC [International Residential Code] for residential applications, the IBC [International Building Code] for commercial applications, or applicable building codes.

Note: The owner should communicate in writing to the project design professional and general contractor the "intended use" of the tile installation, in order to enable the project design professional and general contractor to make necessary allowances for the expected live load, concentrated loads, impact loads, and dead loads including the weight of the tile and setting bed. The tile installer shall not be responsible for any floor framing or subfloor installation not compliant with applicable building codes, unless the tile installer or tile contractor designs and installs the floor framing or subfloor.

SUITABLE SUBSTRATES

- Fully cured concrete (at least 28 days), properly primed
- Masonry block
- Cement mortars and leveling coats
- Cement backer units (see manufacturer's instructions for approval)
- Gypsum wallboard – indoor walls in dry areas only, properly primed
- APA or CANPLY Group 1 exterior-grade plywood (indoor residential floors and countertops in dry areas)

Consult Technical Services for installation recommendations regarding substrates and conditions not listed.

LIMITATIONS

- Do not use for outdoor applications, submerged conditions, steam showers or steam rooms, or where hydrostatic pressure exists.



NA 2040

Pro Tile Adhesive

- Do not apply over any substrates containing asbestos or over waterproofing membranes, radiant- or thermal-heated subfloor systems, gypsum-based patching or leveling compounds, sheet vinyl, vinyl asbestos tile (VAT), vinyl composition tile (VCT), existing ceramic, porcelain or natural stone, self-stick tile, laminate surfaces, fiberglass surfaces, poured epoxy floors, hardwood flooring, presswood, particleboard, chipboard, oriented strand board (OSB), Masonite, Luan, metal or similar dimensionally unstable substrates.
- Do not use for the installation of glass tiles; moisture-sensitive tile or stone such as Rosso Levanto, Negro Marquina, or green marble tiles or their agglomerates; or other tiles with known dimensional instability when exposed to water-based setting materials.
- Do not use for setting bathroom fixtures or grab bars.
- Do not use as a grout.
- Do not use as a thick-bed mortar, concrete repair mortar, concrete patching material or skimcoating compound; or use to level subfloors.
- *NA 2040 Pro Tile Adhesive* may remain pliable under large tile. Restrict heavy loads for 14 days.

MIXING

Before product use, take appropriate safety precautions. Consult the Safety Data Sheet for safe-handling instructions.

- *NA 2040 Pro Tile Adhesive* is ready to use. No mixing is required.

APPLICATION

1. Install only in temperatures between 50°F and 95°F (10°C and 35°C).
2. Choose a typical notched trowel (see the "Approximate Coverage" chart) with sufficient depth for at least an 85% transfer of the adhesive to the back of the tile. Trowel selection will vary depending on the tile size and thickness as well as the substrate profile.
3. Key the adhesive into the substrate with the trowel's flat side.
4. Apply additional adhesive and comb it in a single direction with the notched side of the trowel. Do not apply in a swirl pattern.
5. Spread only as much adhesive as can be tiled within 30 to 45 minutes. Any adhesive that has "skinned" over should be scraped off and replaced with fresh material.
6. Place tiles firmly into the fresh adhesive with a slight push/pull motion to ensure a positive bond.
7. Make alignments or adjustments immediately, within 30 to 45 minutes.

MOVEMENT JOINTS

- Follow recommendation EJ-171 by the TCNA.

GROUTING

- Grouting is allowed after 24 hours for walls, and after 48 to 72 hours for floors.
- The absorption rate of the tile and substrate, as well as lower substrate temperature, will directly affect and slow the drying time for all adhesives.
- Larger tiles such as 12" x 12" (30 x 30 cm) will generally take longer to reach a firm set than a 6" x 6" (15 x 15 cm) tile.

CLEANUP

- Clean hands, surfaces and tools with fresh water while the product is wet. If it has dried, use mineral spirits.

PROTECTION

- Protect containers from freezing in transit and storage.
- Protect floors from foot traffic for at least 48 to 72 hours after grouting is complete.
- Restrict heavy loads on floors for 14 days.
- Walls should be protected from impact, vibrations and heavy hammering on adjacent and opposite walls for at least 14 days after installation.

NA 2040




Pro Tile Adhesive

Product Characteristics	
at 73°F (23°C) and 50% relative humidity	
Color	Off-white
Packaging	Pail: 1 U.S. qt. (946 mL) Pail: 1 U.S. gal. (3.79 L) Pail: 3.5 U.S. gals. (13.2 L)
VOCs (Rule #1168 of California's SCAQMD)	60 g per L
VOCs (Section 01350 of California's CDPH)	Passed
Shelf life	2 years in original, unopened packaging
Open time*	30 to 45 minutes
Time before grouting*	24 hours for walls, and 48 to 72 hours for floors

* Open time and time before grouting vary based on jobsite conditions.

ISO 13007 Classification (when mixed with water)		
Classification Code	Classification Requirement	Test Results
D1 (normal mastic)	Tensile adhesion strength; tensile adhesion strength after aging	Pass
T (vertical slip resistance)	Slip \leq 0.019" (0.5 mm)	Pass
E (extended open time)	\geq 0.5 N/mm ² (after not less than 30 minutes)	Pass

ANSI Specification		
Test Method	Specification Standard	Test Results
ANSI A136.1 – shear strength (7 days)	Dry \geq 50 psi (0.34 MPa)	Pass
	Wet immersion $>$ 50 psi (0.34 MPa)	Pass
ANSI A136.1 – shear strength (28 days)	\geq 50 psi (0.34 MPa)	Pass
ANSI A136.1 – resistance to mold growth	Will not support mold growth when tested in accordance with requirements	Pass

Approximate Coverage** per 1 U.S. gal. (3.79 L)		
Tile Size	Typical Trowel	Coverage
For penny-round mosaic tile and mosaic tile measuring 3/4" (19 mm) long x 1/8" (3 mm) thick	 1/8" x 1/8" x 1/8" (3 x 3 x 3 mm)	50 to 70 sq. ft. (4.65 to 6.50 m ²)
Flat-backed tile up to 4" x 4" (10 x 10 cm)	 3/16" x 5/32" (4.5 x 4 mm)	40 to 50 sq. ft. (3.72 to 4.65 m ²)
Tile from 4" x 4" (10 x 10 cm) to 12" x 12" (30 x 30 cm)	 1/4" x 1/4" x 1/4" (6 x 6 x 6 mm)	25 to 35 sq. ft. (2.32 to 3.25 m ²)

** Trowel dimensions are width/depth/space. Coverage shown is for estimating purposes only. Actual coverage depends on substrate profile and porosity, equipment used, thickness applied, temperature and humidity. To ensure appropriate contact, proper trowel selection is mandatory (see the "Application" section).



North American
ADHESIVES®

NA 2040

Pro Tile Adhesive



North American
ADHESIVES®

MAPEI® Corporation
1144 East Newport Center Drive
Deerfield Beach, FL 33442

U.S. and Puerto Rico

Customer Service: 1-800-747-2722
Technical Services: 1-800-637-7753

© 2020 MAPEI Corporation
All Rights Reserved.
Printed in the USA.

Edition Date: October 9, 2020

Canada

1-844-410-1212

Refer to the Safety Data Sheet for specific data related to health and safety as well as product handling.
For the most current product data and warranty information, visit www.na-adhesives.com.

For information on sustainability and transparency, as well as product certification programs,
contact Technical Services at 1-800-637-7753.

MKT: 20-2973

LEGAL NOTICE

The contents of this Technical Data Sheet ("TDS") may be copied into another project-related document, but the resulting document shall not supplement or replace requirements per the TDS in effect at the time of the NAA product installation. For the most up-to-date TDS and warranty information, visit our Website at www.na-adhesives.com. **ANY ALTERATIONS TO THE WORDING OR REQUIREMENTS CONTAINED IN OR DERIVED FROM THIS TDS SHALL VOID ALL RELATED NAA WARRANTIES.**

Before using, the user must determine the suitability of our products for the intended use, and the user alone assumes all risks and liability. **ANY CLAIM SHALL BE DEEMED WAIVED UNLESS MADE IN WRITING TO US WITHIN FIFTEEN (15) DAYS FROM DATE IT WAS, OR REASONABLY SHOULD HAVE BEEN, DISCOVERED.**